

Autumn 1 Worship



Relationships 1 – Our relationship with God.

Summary of this worship:

The collective worship plan aims to explore the wide range of feelings that the children will have experienced through the measures that have been implemented nationwide following the COVID-19 pandemic.




God created us in His image, and God's emotions are revealed to us in the scriptures, so we know that God created us as emotional beings. We can enjoy some of the emotions we feel, but other need us to show self-control or think more about what the feeling is telling us. Through the relationship's worships (1 and 2) children are encouraged to **Think** about their feelings and **Emotions** right now, and how these might influence how they **Act** and the **Results** these can have on their relationships with God, with each other and with themselves.

During these worships, it may be useful for children to have a collective focus for their feelings, thoughts, questions and prayers. Through these worships, provision is made to add to a prayer tree, collective rainbow or other collective focus that may be more school appropriate. This may simply be a prayer or feelings box to maintain confidentiality and ensure full compliance with the DFE Coronavirus guidance for schools and other educational settings.

Christian Values:

Friendship: www.christianvalues4schools.org.uk/pdfs/theological_backgrounds/Friendship.pdf

Endurance: http://www.christianvalues4schools.org.uk/pdfs/theological_backgrounds/Endurance.pdf

Supporting resources:	 My Hero is You, Storybook for Children	It may be useful if the children have already listened to this story before worship, to reflect personally about how they feel about the events in the story.
	 Footprints Poem	The poem footprints for sending prayer at the end of the worship.
	 LifeSavers helping children manage money wisely	https://static1.squarespace.com/static/5a8ac2c47131a52e6cd89175/t/5a93ed3324a69489a73edac1/1519643969463/ValuesForLifeSavers-Thankfulness.pdf

Gather:

Worship leader: The Lord is here

Response: His Spirit is with us.

Leader: Even if we can't see God, He is here all around us. Let us open our hearts to God today.



Looking out onto the world is filled with 'wows but also ows'. Things we are grateful for and things we consider awful.

We were all last together on 20th March. As we think about the world outside our window after this date, all of us will have felt so many different emotions about the way Coronavirus (COVID-19) has affected you, your friends, your family, your community and the world around you.

Slide 3 – 5: Some of our emotions will have been enjoyable, and we will have enjoyed time with our immediate family and we will have laughed together, played longer than we usually do and spent happy times with the people who live in our house. Slide 6- 8: It is also likely that at times we felt upset by 'the lockdown', feeling frustrated, upset or angry that we were not able to see more of our friends, or felt worried about a friend or family member who became unwell. It is important for us to think about these feelings and understand that God created us in His image. God gave us all of these emotions. The wide variety of emotions we feel help us understand what we love and what we care about. Throughout this time God has always been by our side, but sometimes we may not have realised it.

Slide 9: Today we are going to start to bring the feelings that you have had and give these to God, through our (prayer tree, rainbow hands or other focus for feelings and prayers). We will add to our feelings and (prayer tree, rainbow etc.) to pray to God about things we are thankful for, but also for our worries and feelings that we want to give to God to ask Him to help us understand more about the feelings we have.

Engage:

Slides 10 – 12: In our worship today, we are going to take a journey with Sara and Ario in our story called **My Hero is you (see supporting resources)**. This story will give us all chance to think about how our lives have changed since we

first learnt about Coronavirus. During the story we will stop and think about how we have thought and felt through the story:

- ✚ P.8 Staying inside
- ✚ P.10 Countries closing border and not being allowed to travel
- ✚ P.11 Missing relatives
- ✚ P.12 Not being allowed to hug each other
- ✚ P.13 Falling out with our family
- ✚ P.16 The loss of loved ones
- ✚ P.19 Having coronavirus

Worship leaders may wish to collect thoughts and feelings throughout the story through children's responses verbally or inviting children to write these as the story develops, adding these to a reflective visual at the front of worship (through rainbow hands, doves or leaves for example).



Looking at our own emotions and thinking about our own thoughts and feelings, both individually and together.

Respond:

Slide 13: Let us hold out our hands in front of us. We can use our hands in so many ways. For good and for bad. To clap and high five in celebration, but also to hit out to hurt. We also can put our hands together to pray. Holding out our hands in front of us can help us to give or to receive. Slide 14: As we hold out our hands now, I would like you to think about feelings and emotions that you found more challenging during lockdown. This might be a word, a feeling, a sentence or a prayer. As we listen to the music or the image of the open window, I want you to think of these feelings and offer them in your hands to God. (The LDBE website now hosts a range of meditative music and images to help children be still and come before God: <http://www.ldbe.co.uk/about/guidance-resources/worship-and-meditation/> The gate or Cleansing may be useful resources at this stage in worship - The gate is also embedded in slide 14). As we watch the video, we may want to say the words in our head and in our heart or talk to God through our own prayer.

You may want to write these feelings down today, to add to our (prayer tree, rainbow hands). Now please hold your hands in front of you. This is a conversation with you and God. I am not going to ask you to share these words, thoughts and feelings, but give you a chance to give these to God by writing them down and adding them to our (tree, rainbow) later. As you hold out your hands, I am going to read a verse to ask God to take these feelings from us and be with us all today (Suggested verse Psalm 46 God is with us or children's version: <https://www.psalmsforkids.com/psalm-46/>).

Let us now think about all that we are grateful for, the moments that we have enjoyed during the season that has passed and offer our hands again to God, with thanks.



Looking through the door, to order to then act or express this in some way in response; for moving on, making choices, and doing something creative, active and purposeful in response.

Side 15 : Encourage a child to read aloud the poem footprints in the sand, and pray together with the children (suggested prayer in the presentation slide 16 – Taken from the Church of England prayers for use during the corona virus outbreak p.12 for children).

Sending: (Classroom follow up):

As children exit, present the children with a handprint, or a rainbow. Encourage the children to use one side of the hand / rainbow to express all that they have been challenged by and the feelings that they want to unburden themselves from and give these to God, through words, sentences or prayer. On the other side, express what we can be grateful for, and what are we looking forward to. Let us give thanks to God for these.

Song of Praise: My Jesus my saviour: <https://youtu.be/PREjgBzVTBk>

Relationships 2: Our relationship with each other.

Love your neighbour as you love yourself. Mark 12:31



Relationships 2 – Our relationship with each other.

Summary of this worship:

The collective worship plan aims to explore the wide range of feelings that the children will have experienced through the measures that have been implemented nationwide following the COVID-19 pandemic.

God created us in His image, and God's emotions are revealed to us in the scriptures, so we know that God created us as emotional beings. We can enjoy some of the emotions we feel, but others we need to control or think further about what they are telling us. Through this worship children are encouraged to **Think** about their feelings and **Emotions** right now, and how these might influence how they **Act** and the **Results** these can have on their relationships with God, with each other and with themselves.

During these worships, it may be useful for children to have a collective focus for their feelings, thoughts, questions and prayers. Through these worships, provision is made to add to a prayer tree, collective rainbow or other collective focus that may be more school appropriate. This may simply be a prayer or feelings box to maintain confidentiality and **ensure full compliance with the DFE Coronavirus guidance for schools and other educational settings.**

Christian Values:

Friendship: www.christianvalues4schools.org.uk/pdfs/theological_backgrounds/Friendship.pdf

Endurance: http://www.christianvalues4schools.org.uk/pdfs/theological_backgrounds/Endurance.pdf

Supporting resources:



TEAR.docx

Think, Emotion, Action, Result poster



<https://www.kidsofintegrity.com/lessons/self-control>

Gather:

Worship leader: The Lord is here

Response: His Spirit is with us.

Leader: Even if we can't see God, He is here all around us. Let us open our hearts to God today.



Looking out onto the world is filled with 'wows but also ows'. Things we are grateful for and things we consider awful.

During the COVID-19 measures we saw so many stories and images on the news. As we open our worship window today, we are going to look at how our feelings and emotions are all gifts from God, and show how our feelings can be used for justice, kindness and compassion, but if we do not control our feelings and emotions, we put ourselves ahead of all others, instead of 'Looking out for one another's interests, not just our own,' (Phillipians 2:4).

During lockdown, we have seen upsetting scenes of people not able to shop (slide 3-4), people buying more than they need (slide 5-6) or people putting others in danger, and not following guidelines and rules that keep us all safe (slide 7-8). As people act like this, let us think about how others are left feeling and how others will have been affected (Work through the Think, Emotion, Action, Result Poster in each of these circumstances). Explore with the children in each of these circumstances another choice could have been made.

Explore with the children the opposite side of the pandemic (Slides 9-14), where people have shown that they have truly thought of others instead of themselves, showing appreciation, kindness and care for others, including strangers. The book of **Galatians 5: 16-26** describes how these actions reflect our human nature and how we should let the Spirit direct our lives, as God works through us to show love, joy, peace, patience, kindness, goodness, faithfulness, gentleness and self-control. In this way we can live more in the way the Jesus taught us to do. At this point invite a child to read an **appropriate** version of this bible passage (some versions are more explicit in the depiction of 'human nature').

Engage:

Explain to children that through the last few months, the pandemic may have impacted how we acted. This might have been out of character, and we may have acted or spoken in ways that we later regretted. We sometimes do this when we are nervous, anxious or scared about situations. Over the next few weeks, and even months, we may still find ourselves in situations where we are nervous, anxious or scared and we may forget to let the Spirit work through us. We will explore just a few ways that we can think about these now.

Challenge one: Ask a child to come to the front and empty a tube of toothpaste or a bottle of washing up liquid into a bowl. After this has been done present the children with the photograph of children (Slide 14) who appear to be very unkind to the child on the floor (Ibrahim) (this situation could be unpacked further). If you were Ibrahim's friend how might you react?

Now ask the child with the toothpaste to put this back into the tube. Words are very much like the toothpaste. Once they are out, it is very difficult to take them back. Provide further examples of real-life scenarios in school where children may need to show greater levels of self-control for example:
<https://www.assemblies.org.uk/pri/2056/selfcontrol-fruits-of-the-spirit>

- ✚ We are hungry, but we have to wait in a longer line to social distance.
- ✚ We can't sit next to all our friends like we used to because the rules have changed.
- ✚ We can't all play together at breaktime like we used to.

Explore in any of the selected situations, how we will need to use T.E.A.R. to help ourselves to show greater levels of self-control. During situations that we may find more challenging, how can we best control our human nature, and allow the Spirit to fill our hearts, our words and our actions? Can we think in all of these situations WWJD – What would Jesus do? (Slide 16)



Looking at our own emotions and thinking about our own thoughts and feelings, both individually and together.

Respond:

Today we have looked at situations that can make us act in ways that can upset others with our words or our actions. As we now reflect on ourselves, I want you to think about a time where you have behaved in a way where you needed to think harder about your emotions, so that you acted in a better way. Let's take that emotion and squeeze it in our hands. Let's squeeze it as hard as we can, and then release it. Let's send it to God. These are lemon squeezes. Let's make our hands into a prayer position. Let's push our hands together as hard as we can, then again release this to God. As we think about an emotion that we have experienced recently, let us say a quiet prayer to ourselves and to God: **Quieten my mind Lord, make me still before you, calm my restless heart Lord, make me more like you.**

<https://www.youtube.com/watch?v=n56Rn47EbaE> The first 1:14 of this video may be useful to allow the children to reflect on these moments. (Slide 16)



Looking through the door, to order to then act or express this in some way in response; for moving on, making choices, and doing something creative, active and purposeful in response.

As we leave our worship today, let's go out into our school, our community not only aiming to show T.E.A.R but also a fruit of the spirit – Kindness. Let's look at the kindness bubble, and as we close our worship today, ask God to strengthen you with His Spirit, as we all aim to show an act of kindness at least once each day.

Sending:

Go in peace to love and serve the Lord.

In the name of Christ Amen.

Song of Praise: [ising Pop – A brighter day https://youtu.be/ysOOIJcE2w](https://youtu.be/ysOOIJcE2w)

Outlook 1: Guard your heart – The importance of forgiveness.

Trust in the Lord with all your heart. Never rely on what you think you know. Remember the Lord in everything you do and He will show you the right way. Proverbs 3.5:6

Summary of this worship:

In these two 'Outlook' worships, children will be led to consider how the feelings that they have experienced most often over the months during the coronavirus measures, impact upon how they will see the world and themselves. They will also explore how they can change their outlook, if it does not show them to be the person God created them to be and wants them to be.

In this first 'outlook' worship children will be challenged to consider any aspects of life where they may need to practice forgiveness and reconciliation to move forward in their own lives and live well together. This may be forgiveness of themselves or forgiveness for someone else.

Christian Values:

http://www.christianvalues4schools.org.uk/pdfs/theological_backgrounds/Forgiveness.pdf

Supporting
resources:



<https://www.assemblies.org.uk/pri/2259/forgiveness>

<http://storage.cloversites.com/yorkalliancechurch/documents/KS%2010-23.pdf>



<https://www.kidsofintegrity.com/lessons/forgiveness>

Gather:

Worship leader: The Lord is here

Response: His Spirit is with us.

Leader: Even if we can't see God, He is here all around us. Let us open our hearts to God today.



Looking out onto the world is filled with 'wows but also ows'. Things we are grateful for and things we consider awful.

Slide 2 and 3: Over the recent months, we may have heard many worrying things, on the news, in our homes, from social media and from our friends and family. In our previous worships (Relationships 2) we have thought together about how all of the things we have heard in the news can cause us to behave in ways we wouldn't normally as we are nervous, anxious or scared about how much our life has changed. It is difficult to see how it affects us, but if we think about bread (slide 4) this may help us to understand a little more clearly. Many of us will enjoy a fresh, soft loaf of bread, but if we do not keep bread in the right conditions it will quickly go stale, hard and mouldy. In the same way, we must guard our heart and ensure that our heart does not become hardened. We must make sure we think about what fills our hearts and that we fill it with the right things.

Every day we will be presented with situations that require us to be the person that God wants us to be and be more like Jesus. Sometimes we can fall short of that and we can behave in ways that are unkind, selfish and angry (Slides 5-7). It might have been that during the coronavirus measures that you have not always been the person God wanted you to be, or someone else treated you in a way that you did not expect them to.

Engage:

Today we are going to look at the word of forgiveness, and why it is so important for us to practice forgiveness. Forgiving both ourselves and each other.

The book of Matthew 18 21-35 tells us that we must forgive each other seventy times seven in The Parable of the Unforgiving Servant that we are going to hear now.

The children may read this from the bible, or re-tell this in an action-based approach using:

<https://www.assemblies.org.uk/pri/168/the-unforgiving-servant>

The parable may also be told using pepper and detergent to show the effects of forgiveness as illustrated in the following document (slide 9):



Looking at our own emotions and thinking about our own thoughts and feelings, both individually and together.

Respond:

Let us think carefully about the word forgiveness.

The word forgiveness means to **let go**. We ask God when we pray to forgive us our sins, as we forgive those who sin against us. Forgiving someone, means that we also let go of any resentment or anger we feel about a person or a situation.

Let us now come before God as we light this candle together. As we light the candle or watch the Candlestick Glow <http://www.ldbe.co.uk/about/guidance-resources/worship-and-meditation/> Please place your hand on your heart.

Think about a situation where you may need forgiveness, for words or actions that you did, where you were not at your best, and did not show self-control. Please now place your second hand on your heart. As you do this, let us reflect on a person who is close to us that also needs us to forgive them.

As we watch the flickering of the flame, let the anger, the upset, and the emotions that may be making your heart harden melt away, as the wax is melted by the flame.

Let us pray together (Slide 11)



Looking through the door, to order to then act or express this in some way in response; for moving on, making choices, and doing something creative, active and purposeful in response.

As our worship closes today, if you may wish to take a forgiveness card. Keep it in a place that you can access it whenever you need it. Whenever you have a situation that requires you to be forgiven, or to forgive, write a word or draw a symbol on the forgiveness heart that is on the card.

Slide 12: As you write the words, remember that to forgive means to give up. Place all your feelings in the heart, and pray to God that you practice forgiveness as God forgives you, so that you Guard your heart above all else, for this is the source of life Proverbs 4:23. Use this card to let go of words and feelings that could just harden your heart.

Sending:

Go in peace to love and serve the Lord.

In the name of Christ Amen.

Song of praise: My Lighthouse: <https://www.youtube.com/watch?v=JeJvKkBV6rY>

Outlook 2: I am a child of God.

I am a child of God John 1:12

Outlook 2: I am a child of God

Summary of this worship:

In these two 'Outlook' worships, children will be led to consider how the feelings that they have experienced most often over the months during the coronavirus measures, impact upon how they will see the world and themselves. They will also explore how they can change their outlook, if it does not show them to be the person God created them to be and wants them to be.

In this second worship, children will look at how many of the messages they will have experienced during the lockdown measures may have been more negative than not and may have caused us to lose hope. This can lead to a change in our own personality and cause us to become 'positivity vacuums'. Together we all need to ensure that we blow away any grey clouds hanging over us, by pushing out positivity by reminding ourselves **I am a child of God**. This means that despite any circumstances we find ourselves, God is our rock, whose promises can be trusted, with His unfailing love. Hope is not always spontaneous or easy. There is work to be done. As well as trusting God, we must develop qualities of steadfastness in our own character.

Christian Values:

http://www.christianvalues4schools.org.uk/pdfs/theological_backgrounds/Hope.pdf

Supporting resources:

<https://www.assemblies.org.uk/pri/3302/its-all-good>



Positive affirmations.pdf

Positive affirmations to send children and respond to today's worship.



<https://worshipworkshop.org.uk/worship-planner/>



<https://www.churchofengland.org/faith-action/faith-home/i-am-school-leader> (Resources Hope)

Gather:

Worship leader: We gather today to meet in the name of God:

God the father,

God the son,

God the Spirit,

Children: **God is one.**



Looking out onto the world is filled with 'wows but also ows'. Things we are grateful for and things we consider awful.

Slide 2 and 3: Over the recent months, we may have heard many worrying things, on the news, in our homes and from social media from our friends and family. In our previous worships, we have thought together about how all of the things we have heard in the news can cause us to behave in ways we wouldn't normally as we may be feeling nervous, anxious or scared about how much our life has changed. It can also affect the way that we see ourselves and our future. Sometimes when face challenging times in our life we can forget the person we are, and the God given potential that we have. We may forget the confidence that we once had or think that our special gifts or talents have left us or won't be the same again. To help us shine before others, we need to remember one very special message that the bible teaches us... I want you to listen to / or watch so that you think about what the special message for today is.

Engage:

Using the link in the supporting resources, ask a worship leader (adult or child) to read aloud or add actions to the poem Creation taken from Bob Hartman's Rhyming Bible, or watch a creation story video (slide 4 or 5):

<https://www.youtube.com/watch?v=arSHe9L8pXA>

<https://www.youtube.com/watch?v=ZeqnkUd2sh4>

<https://www.childrenandyouth.co.uk/videos/creation-story/>

What is the most special thing that God made? The special message that comes from the story of creation is that we are made in God's image. We are a part of God, and God is a part of us. God is our loving father and has given us all special gifts for us to use to glorify his name.

As we start our lives again, and begin to think about all of the positive things that we enjoyed before the coronavirus, we need to listen to the messages that God continues to give to us, in our prayers (remember prayers are about listening as well as speaking, and also through reading the bible). Using special positive messages called affirmations can help us to take a positive attitude towards life and better open our ears and hearts to God.



Looking at our own emotions and thinking about our own thoughts and feelings, both individually and together.

Respond:

Words are powerful! The whole universe was spoken into existence by God. Our words have the power to encourage one another and build each other up. Using the right words to ourselves, will encourage us all to think positively and act positively, trusting God.

<https://www.lookylamb.org/inspiration/christian-positive-affirmations-for-kids> (Slide 7) provides children with several positive affirmations and links to scripture that can be read aloud to the children. Encourage the children to choose an affirmation that speaks to them and will encourage and build each other up.

Invite the children to come before God and be still. As the meditation video plays (Slide 8 – Holy, Holy, Holy), encourage the children to repeat the positive words that God has given them. After an appropriate time, also then encourage the children to quiet their mind and open their ears and hearts to the messages that God may be speaking to them, or to simply sit with God.

Children should be encouraged to respond to the prayer, if they wish to join in, or pray their own prayer if this is their own choosing (Slide 9)

I am going to pray a prayer now, if you want to join in with the words in red, please do so, or to make it your own, join me as we say Amen.



Looking through the door, to order to then act or express this in some way in response; for moving on, making choices, and doing something creative, active and purposeful in response.

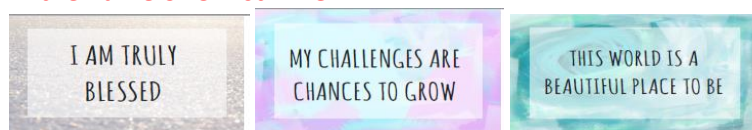
Slide 10 and 11: As we close our worship today, let us all stand in front of God. Let us raise our heads tall and stand proud as we know that each of us is a Child of God, made by God our father, each with our own special gifts and talents.

Please take a positive sentence, and see if you can use it this week, with yourself, and with others. Let us encourage ourselves and each other and build each other up (these can be found in the resources section of this worship plan).

Sending:

Go in peace to love and serve the Lord.

In the name of Christ Amen.



Song of praise: My Lighthouse: <https://www.youtube.com/watch?v=JeJvKkBV6rY>

Yourself 1: Thankyou for making me... ME!

I am a child of God John 1:12

Yourself 1: Thank you for making me... ME!

Summary of this worship:

These two worships explore with the children their God given talents. For some children, the lockdown period may have diminished their self-confidence, as they have not had opportunity to live out their gifts and talents.

As we enter a new season, this worship explores how children can reignite the passions and hobbies that they have. We also explore together how we might share these passions and encourage others to enjoy our gifts and talents in ways where we can all grow new found confidences, interacting with each other and inspiring each other in new ways.

Christian Values:


http://www.christianvalues4schools.org.uk/pdfs/theological_backgrounds/Thankfulness.pdf

Supporting resources:

<https://www.assemblies.org.uk/pri/199/the-parable-of-the-talents>

https://sermons4kids.com/dont_bury_talent.htm

Seeds, plant pot, soil and water.



Gift tags to give to children to recognise the gifts of themselves and each other. To use in the sending out (doors) for this worship.



<https://www.kidsofintegrity.com/lessons/thanksgiving>



<https://www.lifesavers.co.uk/assembly-resources> (Thankfulness)

Gather:

Christ the light of the world is here

Lord Jesus shine on us



Looking out onto the world is filled with 'wows but also ows'. Things we are grateful for and things we consider awful.

(Slide 2) As we look out into today's window of the world, we see that so many of the things that we enjoyed have needed to stop for a time. Many of us enjoyed playing football or watching football, making music with friends or going to a concert, or taking time to worship in our own place of worship. These are important things we devote our time to as they are part of who we are, be it a worship leader or a football fan. As we look beyond ourselves, we realise that everyone will have experienced this feeling of loss in other families, across our towns, across the country and across the world. From people who are famous for their talents, to people who just enjoy spending their time in a specific way. (Slide 3)

Engage:

Before this worship takes place, ask several children to be prepared to share their talents with the rest of the children in worship. It may also be useful to wrap up several gifts and interesting parcels to engage the children further. With social distancing measures the worship leader may wish to select several children from across school and have short videos prepared that can be shared for across the school each class worship For each of these talents, prepare a 'gift tag' which identifies the gifts and talents that the children can share with each other in worship. As we see the talents in action, think together about giving thanks for the talent we see (added to Slide 4)

Consider how the children were able to develop their talents (Slide 5):

- Positive Practice
- Being taught and helped
- Being praised
- Having the right environment and resources

(Slide 6) Explain to the children that each talent is like a seed, and for the seed to grow and for the plant to flourish it needs the right conditions. When we first plant the seeds, think about the conditions that they are planed in. Dark, sometimes cold and wet, these may not be the conditions we would consider the best to grow and flourish. Sometimes, it can take months, or a year for a seed (or bulb) to grow and to flower. In the same way our talents can sometimes need patience to grow, and to blossom, and even though sometimes we cannot see them, it does not mean to say that they are not there, and still remain part of who we are. It may have felt in recent months that our

talents have left us, as we have not had opportunity to practice them like we would want to. However, like seeds and bulbs they are still there.

Read to the children The Parable of the Talents Matthew 25:14 -30. There are a variety of animations from YouTube that can be used to share this with the children and explore the story further: <https://youtu.be/bbPKhYBaWRg> or from RE:quest <https://request.org.uk/restart/2015/11/23/parable-of-the-talents/>

In this parable, the 'lazy servant' does nothing with his talent but to bury it. We are taught through this parable to find the talents that God gives us, and then work hard to grow these through the right sort of conditions. As we now start to take steps out of lockdown, we must find new ways to explore our talents and let them flourish together.



Looking at our own emotions and thinking about our own thoughts and feelings, both individually and together.

Respond:

Let us think carefully now and reflect on the talents that we have been given (Slide 8) These people have a wide range of talents and each individual is very different, but each talent makes a difference to the people around them.

Some of our talents may be more obvious to see, though dance or sport or art. But others of us will be given talents that may not be so obvious to everyone. The ability to listen, a strong sense of humour, the ability to inspire others through your kindness.

During this time of quiet and stillness, let us focus our minds on the talents that we have been given by God. Let us thank God for our talents through a prayer of our heart, in this time of quietness.

Let us now think about someone in our class, or our family, and think about a talent that you are grateful that they have. Let us pray to God now, through a further prayer of the heart, and ask for His help God for us to encourage this person, to help them to recognise their talent, and ensure that with the right conditions, everyone sees that God given gift that has been given, and gives the glory to God. I will now pray, and if you want to make my prayer your prayer, please join me with the words in red, that we can say together (slide 12).



Looking through the door, to order to then act or express this in some way in response; for moving on, making choices, and doing something creative, active and purposeful in response.

As we close our worship today, a gift tag will be hung over the door you exit from. This gift tag will say...**Thank you for celebrating with me. (slide 12)** As you pass under this gift tag this week, remember your talents, and thank God for them, but also remember to use your talents in accordance to the grace that God has given them to us. Let us also use the gift tag, to share encouraging words with others, and show our gratitude for the gifts and talents that they have been blessed with and we go forward and build each other up.

Sending:

Go in peace to love and serve the Lord.

In the name of Christ Amen.

Songs of praise: King of me: <https://www.youtube.com/watch?v=ks6zl2hL2Uk>

Yourself 2: The golden rule.

Do for others just what you want them to do for you.

Yourself 2: The golden rule.

Summary of this worship:

This worship further explores the gifts that are given to us through God's Spirit and explores how the Fruits of the Spirit are all gifts that we may take for granted.

In this new season, following the lockdown measures, we may look at the world in new ways. When we were not able to go outside and enjoy the freedom of travelling, seeing close relatives and friends, we had opportunity to realise the things that really mattered to us. Through this worship the children will be lead to explore how there are now new opportunities to start again in the way that we treat each other and establish new habits, doing for others what we would want them do for us, through using the one gift that God has given us all... The gift of love.

Christian Values: http://www.christianvalues4schools.org.uk/pdfs/theological_backgrounds/Compassion.pdf

Supporting resources:

	Cut out handprints (rainbow colours if preferred)
	https://www.lifesavers.co.uk/assembly-resources
	https://www.kidsofintegrity.com/lessons/compassion

Gather:

Worship leader:

The Lord is with us

Let us praise his name together



Looking out onto the world is filled with 'wows but also ows'. Things we are grateful for and things we consider awful.

In some of our previous worships we have looked out onto the window of the world, seeing people who may have let the values of greed or selfishness overshadow their values of kindness, consideration and courtesy. As we have been in our homes for such a long time, we may have the feeling of being wrapped up or cocooned. Although we may not have enjoyed spending so much time being locked down, it may help to think of ourselves like caterpillars. (slide 3) After being a caterpillar, the caterpillar weaves itself into a cocoon and emerges as a beautiful butterfly. As we now emerge from our cocoons, it is now time to think about what we want to show as our true colours in this 'new world'.

The following video may be useful to enable the children imagine what it may be like as they spread their wings into new beginnings: <https://youtu.be/pgtmIVqCKxc> (Slide 4)

Engage:

In the bible the book of Luke tells us that we should Do for other just what we want them to do for you (Luke 6:31). As we are starting back to school, each morning we could start by asking ourselves the question – How will I treat others today? The bible helps us further with this by telling us how we can live our lives with Jesus as a role model.

So then we can clothe ourselves in kindness, humility, gentleness and patience. Be tolerant with one another and forgive one another whenever any of you has a complaint against someone else. Colossians 3:12 (Slide 5)

Let's look at how you might clothe yourself in these ways. Explore with children the children how they can show these 5 values of kindness, humility, gentleness, patience and forgiveness. It may be useful to say each of these words on the fingers of a hand, and then explore with children how they might put on one specific value each day or think of 5 ways they can demonstrate these each day. Ask the children for practical examples of how at the start of the day they can challenge themselves to go and be kind... show humility etc. The document practical applications of the golden rule may also be cut into strips and children may wish to 'put on' these ways of living well together.



Invite one pupil to the front of the worship space and write their given examples on a hand to form a rainbow of handprints – either as a sleeve or across their chest, or separate values for separate clothing items – tie, jumper, coat, shoes, bag. This may be creatively displayed as a butterfly.



Looking at our own emotions and thinking about our own thoughts and feelings, both individually and together.

Respond:

Slide 6: Present the children with the image of the golden rule and reflect together on how many differences there are between the people in this picture. Young and old, different colours, genders, from different countries, different styles of clothes. Regardless of the differences each of these people is a child of God. Made by God, in God's image. This painting reminds us all that for us to all get along as God expects us to, we need to follow the Golden rule and DO unto others as you would have them do unto you.

We have spoken about clothing ourselves in our 5 values today, and what this might look like in real ways. Explore with children practical applications for the Golden Rule in slide 7.

Let's take a moment to think about one of the values that you wish to clothe yourself in / 'wear' more in your life. Just like the newly emerging butterfly, think about how your 'true colours' might start to change in this new start. This can start with what you say and what you do to others. Let us work harder to treat others the way you want to be treated.

I am going to pray a prayer now and if you want this to be your prayer, please join me and say amen (Slide 8)



Looking through the door, to order to then act or express this in some way in response; for moving on, making choices, and doing something creative, active and purposeful in response.

As our worship ends today, I would like to invite you to either roll up your sleeves, or trouser leg, or alter your tie in some way. In this way we are not yet dressed as we would want to be. (slide 9)

As we leave our worship today, I would like you to roll down your trouser leg, or your shirt sleeve, back to the way you like it to be. As you do so, think about what value you are going to work hardest to show today and the actions you will do to clothe yourselves in kindness, compassion, humility, gentleness and forgiveness.

Sending:

Go in peace to love and serve the Lord.

In the name of Christ Amen.

Song of praise: If I were a butterfly <https://www.youtube.com/watch?v=L-nb5CR1uec>

Grateful : Being Thankful.

Everything you do or say, then, should be done in the name of the Lord Jesus, as you give thanks through him to God the father. Colossians 3:17

Grateful : Being thankful

Summary of this worship:

This worship aims to explore with children the importance of gratitude and saying thank you.

During a pandemic, it may sometimes be difficult to see all the things that we should still be grateful for. We may fall into a groove of disappointment and yearning for all that we have lost at this current time and stop appreciating all that is good in our own lives and in the world around us. This worship begins by looking at water, and the measures people take to give thanks for something we often take for granted and often waste.

Christian Values: http://www.christianvalues4schools.org.uk/pdfs/theological_backgrounds/Thankfulness.pdf

Supporting resources:

<https://www.assemblies.org.uk/pri/2196/thankfulness>

<https://www.assemblies.org.uk/pri/1696/well-thankful>

<https://www.assemblies.org.uk/pri/2846/being-thankful-every-day>

Glasses of water.

Real artefacts linked to the PowerPoint presentation.

Gather:

The grace of our Lord Jesus Christ, the love of God and the fellowship of the Holy Spirit be with you
and also with you.



Looking out onto the world is filled with 'wows but also ows'. Things we are grateful for and things we consider awful.

Slide 2: As we look out at the world today, I wonder how people are feeling across the world? Slide 3: Let us start by thinking about how you are feeling? We have remembered in our worships before that all our feelings are given to us by God. Some can make us feel excited, and some make us think. Over the last few months, many of us will have experienced sadness, felt anger and other emotions that will have really caused us to think about our own lives more deeply. During our everyday lives there many emotions that we can go through every day. I wonder whether you can identify the sorts of days that a person would be having from these images:

Engage:

Use slide 4-7 to explore images of the champagne cork, the birthday cake, a Christmas tree, the box of tissues, or add other images may resonate with children locally in school.

Explore with the children what the images mean to them and how there may be associated feelings that are engendered from the images that children see (further examples can be seen in the being thankful everyday link in supporting resources). Care will need to be taken when presenting images (such as the tissue box) which explore sadness but should be explored as part of the spectrum of feelings that all humans will encounter.

Finally present the children with a glass of water. Ask the children what they feel about this? Excited? Happy? Passive? Share with the children **the tradition of well dressing**, (see well-thankful assembly link) where in various parts of the country (some closer to home), thousands of visitors come every year to see the well dressings (http://www.derbyshireuk.net/derbyshire_welldressing2019.html) In many towns and villages today, wells are decorated, and people share their gratitude for the gift of water.

The link above presents the origins of well dressing to the Great Plague, however, the exact origins are disputed. Worship leaders may wish to explore how in a challenging time in history, a legacy of gratitude echoes through history. However, this age and context will be a key factor in approaching this aspect.

The wells continue to be blessed today and services of thanksgiving are held, where people can really reflect on what they are truly grateful for: <https://derby.anglican.org/en/news/latest-news/news-archive/1323-blessing-of-the-wells.html>



Looking at our own emotions and thinking about our own thoughts and feelings, both individually and together.

Respond:

Let us think today about the things that we are thankful for. When we are in times of sadness, or upset, we can clothe ourselves in these feelings, and forget to show an **attitude of gratitude**.

Let us think carefully today of all the things that we must be grateful for (slide 10):

- Food, shelter or clothes we wear.
- Our friends around us.
- Our family.
- Our school and the staff.
- Our gifts and talents.

We can often take for granted, many of our blessings, because of the country we were born in, while many for many others clean water can be the gift of life itself <https://feedthehungry.org.uk/boreholes-being-dug-in-zambia/>

The bible encourages each one of us to be thankful. As we listen to the words of **Colossians 3:15-17** let us allow our hearts to be filled with peace and gratitude.

<http://www.ldbe.co.uk/about/guidance-resources/worship-and-meditation/> The call to worship video may act as a reflective and meditative opportunity for the children to draw closer to God and pray from the heart during this time.



Looking through the door, to order to then act or express this in some way in response; for moving on, making choices, and doing something creative, active and purposeful in response.

As we close our worship today, I am going to place this seed into soil. For this seed to grow as it was intended to, it needs water to grow and to live. Every day we water this seed, let us remember... not to take for granted the blessings God gives us every day.

The seed may be then cared for in the class, or in a focus point in school, to remind the children to continue to be thankful in their lives. This may form the centre of a prayer space in the classroom or in an area of school.

Let us remember then as we close our worship to give thanks to God in all that we do or say, and give thanks in our classrooms, our homes and our communities.

Sending:

We go into the world to walk in God's light, to rejoice in God's love and to reflect God's glory.
Amen

Song of Praise: iSing pop: This is our world: https://youtu.be/h_G2N2znD44

Grateful : God's wonderful world.

Everything you do or say, then, should be done in the name of the Lord Jesus, as you give thanks through him to God the father. Colossians 3:17 Psalm 104

Grateful :

Summary of this worship: Songs of thankfulness and praise are at the heart of Christian worship. Over the recent months, some of us may have forgotten to focus on what being thankful, and to be fully conscious of God's gifts and blessings to us. This might be in part due to only seeing a small grain of God's wonderful world.

Through this worship, children are encouraged to remember places that they have been to and remember wonderful places that God has created and give thanks to Him, giving thanks in all circumstances (1 Thessalonians 5:18). To reflect on us visiting these places again, also aims to bring hope and excitement into the reflections of the children.

Christian Values: http://www.christianvalues4schools.org.uk/pdfs/theological_backgrounds/Thankfulness.pdf

Supporting resources:



https://youtu.be/8lpq5c_EcDU



<https://www.kidsofintegrity.com/lessons/thanksgiving>



<https://www.lifesavers.co.uk/assembly-resources>

Gather:

This is the day that the Lord has made.

Let us rejoice and be glad in it.



Looking out onto the world is filled with 'wows but also ows'. Things we are grateful for and things we consider awful.

Over the last few months, we have not had the opportunity to see further than our own roads, balconies and gardens (slide 2). For some of us, we may have forgotten the beauty of God's creation. A world that God created for humans to guard and cultivate (Genesis 3:15).

Today we are going to celebrate the world around us and continue to give thanks to God the father in what we say and do.

Engage:

Slide 3: It may be useful to begin today's worship by reflecting upon the diversity of the pupils participating in worship, or to ask the children to consider places that they have visited locally, nationally and internationally. Encourage the children to consider what makes their special place so unique and why they treasure this space:

- Its natural beauty. (slide 4 as an example)
- The immensity of the space.
- The wildlife.
- The peace of the place.
- The atmosphere?

Through children's responses, explore places that they have not yet been or seen, and how exciting it is to look forward to a new season where we will again be able to visit these special places.

It is important for us to thank God for creating the world and the amazing places in it. Psalms 104 gives us a wonderful Psalm in praise of The Creator.

Provide the pupils opportunity to reflect on this Psalm as a worship leader reads the Psalm or a suitable part of this to Praise God for his wonderful world (slide 5)

<https://www.psalmsforkids.com/psalm-104/>

The following link may provide a useful opportunity for the children to reflect on God's amazing creation:
https://youtu.be/8lpq5c_EcDU



Looking at our own emotions and thinking about our own thoughts and feelings, both individually and together.

Respond:

Let us think about the amazingness of God's creation. How exciting it is that God has created our wonderful world for us all to enjoy.

Let us think then how seeing these images can give us hope for the future.

Let us think of God's amazing creation and thank God for it. That the special places around the world provide us with feelings of excitement and hope that we will continue to see and live in God's wonderful world.

Slide 7: Let us reflect today on God's amazing world, **and this seed of hope** that we have been given today through our worship and remember the Parable of the Mustard seed (Matthew 13:31-32).

Let us plant a seed of hope in our hearts. Let us remember that hope flows from God, and through the wonderful creation He has made for us all on earth. As we continue to remember this seed of hope it will continue to grow.

Let us pray together (slide 8). If you wish to make this your prayer, please join me in saying Amen at the end.



Looking through the door, to order to then act or express this in some way in response; for moving on, making choices, and doing something creative, active and purposeful in response.

As our worship closes today, let's think about God's wonderful world. The images by Louis Armstrong remind us that we live in a wonderful world. Let us leave worship with thankfulness in our heart, and think of a positive message we can give to people we meet today:

<https://youtu.be/p-T6aaRV9HY>

We live in a wonderful world, let us give thanks to God.

Sending out:

Eternal God, our beginning and our end, accompany us in this day's journey. Dawn on our darkness, open our eyes to praise you for your creation and to see the work you set before us today. Take us and use us to bring to others the new life you give in Jesus Christ our Lord.

Amen

Song of Praise: iSing pop: This is our world: https://youtu.be/h_G2N2znD44

Be still : Choose Peace

I leave you peace. My peace I give you. I do not give it as the world does. So don't let your hearts be troubled. Don't be afraid. John 14:27

Be still

Summary of this worship:

This worship explores the God given gift of peace through The Holy Spirit. There may be a number of worries that the children are carrying with them at this moment in time. Through this worship the children are introduced to Christian meditation, using scripture, silence, music and images, to draw close to God and pour out their worries to God, so that they may be filled with the Peace of The Lord.

Christian Values: http://www.christianvalues4schools.org.uk/pdfs/theological_backgrounds/Peace.pdf

Supporting resources:



<https://worshipworkshop.org.uk/worship-planner/>

Gather:

Eternal God, source of all blessing, help us to worship you with all our heart and mind and strength.

for you alone are God, Father, Son and Holy Spirit, for ever and ever.

Amen



Looking out onto the world is filled with 'wows but also ows'. Things we are grateful for and things we consider awful.

As we look out of the window to the world, we notice that many people share their feelings of being scared and frightened. We ourselves may be filled with worry and fear about re-living our lives. Sometimes these feelings affect our bodies and how we react to issues around us.

Engage:

Present the children with a range of images (slide 2-4) of messy situations, from messy bedrooms, school bags, laundry hampers and handbags. Explore with the children how difficult it is when we are in a rush to find something that we need now. (This might be acted out or a child given a challenge to find something in a messy situation).

Today we are going to explore how we can search and find peace within ourselves. God has given us the gift of peace, but this can sometimes be difficult for us to find.

In the bible, the book of John 14:26-27 tells us that through the Holy Spirit *Peace is what I leave with you; it is my own peace that I give you.* Through these verses God promises us that he will leave his peace inside us, so that we don't need to be afraid or worried.

There may be things that you are worried about now, and that is ok. In the Bible 1 Peter 5:7 tells us that we can *Leave all our worries with Him, because he cares for us.*

When we are worried and feeling uncertain, it can be difficult to find the peace that God has given to us. By using Gods words and sitting silently with God, or through focusing on a calming image or a piece music we can find ourselves sitting alongside God.



Looking at our own emotions and thinking about our own thoughts and feelings, both individually and together.

Respond:

During our worship today, we are going to draw close to God. Let's say these words from the book of 1 Peter 5:7: **Lord I leave all my worries with you, because you care for me.** (slide 5)

We are firstly going to listen and watch a video called The Gathering (Slide 6). As you pray your special words : **Lord I leave all my worries with you, because you care for me,** allow your worries to leave you as you fill yourself with the Peace that God gives us through the Holy Spirit.

Now that we have used images and music to do this, we are also going to use silence. As we sit for one minute in silence allow your worries to surface, and as they do, give them to God. If you would like to say your special words: **Lord I leave all my worries with you, because you care for me,** keep on repeating these as often as you wish to, so that you can focus your mind to be with God.



Looking through the door, to order to then act or express this in some way in response; for moving on, making choices, and doing something creative, active and purposeful in response.

Today we have explored how we can be still, to be with God. Sometimes during our lives, we can experience so many emotions and our lives can be so busy, that our hearts can be a little bit like the messy rooms and bags we saw at the start of our worship together.

During this week, you may like to create some time and a quiet space to be with God, just as we have done today. You can do this at home or at school, using an image, a piece of music or simply use silence to be with God.

Think also today about who the trusted adults in our lives are (slide 7). As we offer our worries to God, we may also find that we need to talk these through with an adult. As we close our worship, please think about who your trusted adults are inside and outside of school.

Remember the verse from John 14:27 and 1 Peter 5:7 as words that you may find helpful to bring you peace and to be still with God, whenever you need to pour out your worries and leave them there.

Sending:

Go in peace to love and serve the Lord.

In the name of Christ Amen.

Song of praise: Peace perfect peace: https://youtu.be/_DWa8oWu1nQ

Valued: All one body.

For the body itself is not made up of only one part, but of many parts. 1 Corinthians 12 14:26.

Valued.

Summary of this worship: This worship aims to explore and reflect on the feelings and emotions that the children will have considered through this worship sequence.

There will be many people around us who require care, kindness and a sense of community. Through this worship the Children are introduced with the value of Koinonia, and how they might apply this value in their own lives, to love those closest to us, but also those that we may consider weak or small.

Christian Values: http://www.christianvalues4schools.org.uk/pdfs/theological_backgrounds/Koinonia.pdf

Supporting resources:



<https://www.kidsofintegrity.com/lessons/cooperation>

Gather:

God of our days and years, we set this time apart for you.

Form us in the likeness of Christ so that our lives may glorify you.

Amen



Looking out onto the world is filled with 'wows but also ows'. Things we are grateful for and things we consider awful.

As we look out into the window of the world today, let us think about our previous worships. We have spoken about our relationship with God and each other, and how we have felt. Today let us think about how important it is for us to take care of one another (slide 2) and think about how we can help and support one another (Slide 3). There is a special value in the Christian community that emphasises the importance of our relationship with each other. This word is Koinonia (Slide 3). It means fellowship or community and helps us to think about the quality of relationship we have with each other. Our relationship with everyone we meet should be as important to us as the relationship we have with God (see Christian values link to provide further explanation of Koinonia, if needed).

Slide 5: Start today's worship by asking children to volunteer to carry out given activities in front of their peers in worship (dance to a given track, kick a ball / keep ups / read aloud a passage). With each of these activities ask the children before hand to list all of the body parts needed for each of these activities. Write each of these on a separate post it or piece of card, and ask the volunteer to select one post it or card (without seeing which one) and then to carry out the challenge without the use of one of these body parts.

Explore with the children why the task is now so difficult. Emphasise that we might consider one body part more important to carry out each of the tasks. *Why can we not kick a ball without our eyes? Surely the most important body part is the leg or foot? Etc.*

Engage:

Slide 6 : Invite a worship leader (child) to read today's passage from the book of 1 Corinthians 12 14-20. As specific words are read, decide with the children key actions to perform during the reading:

- ⊕ For the word **body** – Flex Biceps
- ⊕ For the word **one** – raise the index finger
- ⊕ For **many parts** – raise and wriggle all fingers
- ⊕ For **foot, hand, eye and ear** – point to each part of the body.

Let us think together carefully today about the verses **22 and 23**. Which parts of our body do we think are weaker and which ones do we think aren't worth much? These might be the body parts we don't like as much about ourselves. Which ones do we treat with greater care? These might be the body parts we like most about ourselves.

Slide 7: What do we think this means for our life and how God wants us to live in His Image? We have explored in our recent worships how God loves us each one of us, and that we are made in His image. Do we love everyone in the same way our lives? Through God, Christians believe that we are all one body, all members of the same family. Do you treat everyone you meet as a brother, sister or family member?



Looking at our own emotions and thinking about our own thoughts and feelings, both individually and together.

Respond:

As we think about us all being body parts that all work together let us close our eyes and think about all of the children in our class. Who are our best friends? How are the people we rarely talk to? Why is this? Who are the people that we may have been mean to in the past?

As we re-start our school life, let us think about those people in our lives who we have thought of as being less important or weaker.

As we reflect on ourselves today, let us remember that God made us all in His Image. God knows how he intended our body to work and be the best we can be. Let us ask God for opportunities to be better today in the way we co-operate with others and love each other in practical ways each day.

We have used our hands in many ways through our rainbow worships, and today is no different.

Let us hold our hand in front of us and think about how we can use our fingers to think about how we all live together (Slide 8).

Index finger: To explore someone who points the way in our life, giving us wisdom and guidance.

Middle finger: For someone who stands tall in our family, our school or our community – who we look to for hope

Ring finger: The 'weak' finger (If placed on a table cannot be raised as high as the others) - someone who we see in our own eyes as weak and needing support.

Little finger: The small person, often overlooked, the quiet or with few friends.

Our thumb points back at ourselves in different positions.

Let us bring these people before God, in a moment of stillness and silence (Slide 9 – Meditation and worship – Candlestick Glow or other chosen resource: www.ldbe.co.uk/about/guidance-resources/worship-and-meditation)

Let us pray for people in our lives, in our community and across our country. Those who need our help, support and love, to join in one body in the love and family, with God as our father (Slide10)



Looking through the door, to order to then act or express this in some way in response; for moving on, making choices, and doing something creative, active and purposeful in response.

As we close our worship today, let us hold our hands together to make a heart (slide 11).

Let us look at each other through a 'frame of love' and remind ourselves that we only love God as much as the person we love least. As one body let us try and use our hands this week to pray for people who give us wisdom, hope, the weak and small.

Sending:

Go in peace to love and serve the Lord.

In the name of Christ Amen.

Song of Praise: Give thanks <https://youtu.be/047xtru0ZR0>

Further supporting resources for delivering class worships

In order to extend the ideas used in this worship resource, the following links may also provide further sources of support.

Resource	Description	Found at (please copy into browser if unresponsive).
----------	-------------	--

#Faith at home	On line worships for children to engage with at home and at school. A weekly worship, produced by the Church of England focusing up a specific value (Hope, Courage, Love, Humility, Patience, Resilience, Kindness, Generosity, Vulnerability, Compassion, Flourishing).	https://www.churchofengland.org/faith-action/faith-home/i-am-school-leader
A fresh approach to collective worship	Resources produced by Diocese of Canterbury and Rochester, to support collective worship leaders (new and experienced) in leading and delivering the vital components of collective worship.	www.rdbe.org.uk/christian-distinctiveness/collective-worship/a-fresh-approach-to-collective-worship-2018
A fresh approach to collective worship planning	Resources produced by the Diocese of Canterbury and Rochester, to support the planning and delivery of worships. The worships link to the values delivered in through #Faith at home.	www.rdbe.org.uk/uploads/pdf/VC%20Year%20B%20Term%205.pdf http://www.rdbe.org.uk/uploads/pdf/Year%20B%20Term%206%202020%202.pdf